
















































































































2014 Research Excellence Framework Results:

Quality profiles for all submissions - 19 Business and Mgt Studies

GPA x Volume ('Power'): breadth and depth of research (for submitted staff)

Rank	Institution name	FTE Category						%	GPA	GPA x Volume
		A staff submitted	Intensity %	% 4*	% 3*	% 2*	% 1*			
1	Lancaster University	122.38	0.79	41	39	16	3	1	3.16	386.72
2	University of Manchester	121.63	0.68	37	37	22	4	0	3.07	373.40
3	University of Warwick	104.40	0.80	35	46	18	1	0	3.15	328.86
4	London Business School	98.83	0.94	56	26	12	3	3	3.29	325.15
5	London School of Economics and Political Science	80.77	0.75	59	31	8	1	1	3.46	279.46
6	University of Nottingham	89.20	0.78	28	41	26	5	0	2.92	260.46
7	City University London	78.29	0.50	41	43	14	2	0	3.23	252.88
8	Cardiff University	72.60	0.56	43	43	13	1	0	3.28	238.13
9	University of Leeds	73.19	0.75	38	44	16	2	0	3.18	232.74
10	University of Strathclyde	73.35	0.82	43	34	21	1	1	3.17	232.52
11	University of Bath	64.90	0.75	41	43	12	3	1	3.20	207.68
12	Imperial College London	57.95	0.93	49	43	7	1	0	3.40	197.03
13	Loughborough University	60.50	0.80	24	51	23	2	0	2.97	179.69
14	Newcastle University	60.20	0.67	18	39	40	3	0	2.72	163.74
15	University of Leicester	59.60	0.84	14	45	34	7	0	2.66	158.54
16	University of Edinburgh	51.60	0.57	29	48	21	2	0	3.04	156.86
17	Queen's University Belfast	54.33	0.88	21	49	27	3	0	2.88	156.47
18	Brunel University London	61.00	0.90	12	41	36	10	1	2.53	154.33
19	University of Birmingham	53.10	0.79	21	47	27	5	0	2.84	150.80
20	University of Essex	50.46	0.71	17	55	25	3	0	2.86	144.32
21	Aston University	46.30	0.43	30	48	21	1	0	3.07	142.14
22	University of Oxford	42.10	0.51	51	36	11	2	0	3.36	141.46
23	University of Exeter	49.05	0.67	18	55	22	4	1	2.85	139.79
24	University of Durham	44.81	0.52	27	52	20	1	0	3.05	136.67
25	University of Cambridge	38.90	0.75	60	29	8	1	2	3.44	133.82
26	University of Liverpool	45.15	0.53	21	52	25	2	0	2.92	131.84
27	University of Stirling	42.80	0.59	28	43	27	2	0	2.97	127.12

28	University of Sussex		43.95		0.65	20	50	27	3	0		2.87	126.14
29	University of Reading		40.00		0.61	32	49	17	2	0		3.11	124.40
30	Royal Holloway, University of London		41.85		0.66	24	50	24	2	0		2.96	123.88
31	Cranfield University		40.81		0.39	31	43	24	2	0		3.03	123.65
32	University of Kent		43.30		0.71	19	48	31	2	0		2.84	122.97
33	University of Portsmouth		41.40		0.31	17	45	33	5	0		2.74	113.44
34	King's College London		36.15		0.79	32	50	16	2	0		3.12	112.79
35	University of Surrey		41.65		0.56	11	51	34	4	0		2.69	112.04
36	University of Glasgow		39.83		0.63	19	48	28	5	0		2.81	111.92
37	University of Hull		43.75		0.46	6	49	38	7	0		2.54	111.13
38	Middlesex University		39.95		0.32	17	48	28	4	3		2.72	108.66
39	University of Sheffield		34.50		0.55	33	48	17	2	0		3.12	107.64
40	Heriot-Watt University		37.20		0.62	11	58	27	3	1		2.75	102.30
41	University of Southampton		34.40		0.61	21	54	20	4	1		2.90	99.76
42	Queen Mary University of London		33.00		0.63	23	42	33	1	1		2.85	94.05
43	University of the West of England, Bristol		34.10		0.23	10	43	43	4	0		2.59	88.32
44	University of Bristol		27.50		0.76	24	54	22	0	0		3.02	83.05
45	Swansea University		27.90		0.57	22	50	27	1	0		2.93	81.75
46	University of Plymouth		32.60		0.60	8	41	43	7	1		2.48	80.85
47	Bangor University		28.75		0.70	16	52	29	3	0		2.81	80.79
48	Birkbeck College		30.10		0.70	10	39	42	9	0		2.50	75.25
49	University of East Anglia		24.10		0.60	30	50	19	1	0		3.09	74.47
50	University of St Andrews		22.20		0.85	38	40	20	2	0		3.14	69.71
51	Kingston University		24.90		0.26	19	47	28	5	1		2.78	69.22
52	Manchester Metropolitan University		25.90		0.16	13	47	28	11	1		2.60	67.34
53	University of Ulster		22.40		0.93	30	40	28	1	1		2.97	66.53
54	University of York		22.70		0.63	23	45	28	4	0		2.87	65.15
55	University of Greenwich		28.70		0.19	7	32	40	17	4		2.21	63.43
56	Oxford Brookes University		23.50		0.19	11	47	38	4	0		2.65	62.28
57	Nottingham Trent University		23.00		0.17	11	48	36	5	0		2.65	60.95
58	School of Oriental and African Studies		22.70		0.87	14	44	37	2	3		2.64	59.93
59	De Montfort University		21.70		0.33	16	48	30	6	0		2.74	59.46
60	University of Northumbria at Newcastle		23.20		0.18	11	35	51	3	0		2.54	58.93
61	University of Bradford		19.20		0.33	21	44	32	3	0		2.83	54.34
62	Bournemouth University		20.50		0.30	16	40	37	7	0		2.65	54.33
63	Open University		17.90		0.20	19	53	25	3	0		2.88	51.55
64	University of Westminster		21.20		0.15	8	26	51	15	0		2.27	48.12

65	University of Huddersfield	18.80	0.17	11	37	37	15	0	2.44	45.87
66	University of Salford	17.00	0.22	12	46	39	2	1	2.66	45.22
67	University of Brighton	15.80	0.16	28	37	27	7	1	2.84	44.87
68	University of Dundee	19.40	0.65	9	29	47	13	2	2.30	44.62
69	Keele University	18.30	0.54	6	39	45	9	1	2.40	43.92
70	Coventry University	17.00	0.06	13	39	33	15	0	2.50	42.50
71	Aberystwyth University	16.60	0.64	10	38	46	6	0	2.52	41.83
72	University of Aberdeen	13.30	0.55	31	42	25	2	0	3.02	40.17
73	University College London	13.00	0.81	46	24	20	7	3	3.03	39.39
74	Anglia Ruskin University	14.20	0.16	6	45	37	9	3	2.42	34.36
75	Glasgow Caledonian University	14.80	0.13	3	33	54	10	0	2.29	33.89
76	Leeds Beckett University	17.40	0.11	1	20	53	22	4	1.92	33.41
77	University of Bedfordshire	14.00	0.18	7	30	55	8	0	2.36	33.04
78	University of Hertfordshire	14.10	0.09	5	15	62	16	2	2.05	28.91
79	University of Central Lancashire	11.45	0.22	10	31	48	11	0	2.40	27.48
80	Edinburgh Napier University	10.40	0.11	9	39	43	8	1	2.47	25.69
81	University of Lincoln	9.40	0.18	13	41	44	2	0	2.65	24.91
82	University of the West of Scotland	10.90	0.19	4	35	46	15	0	2.28	24.85
83	University of Wolverhampton	11.20	0.19	4	25	50	21	0	2.12	23.74
84	University of Northampton	11.80	0.98	0	18	56	20	6	1.86	21.95
85	University of Derby	11.00	0.13	2	15	61	18	4	1.93	21.23
86	Robert Gordon University	6.90	0.10	16	29	49	4	2	2.53	17.46
87	Staffordshire University	7.30	1.04	2	43	41	14	0	2.33	17.01
88	London South Bank University	9.25	0.29	2	16	49	29	4	1.83	16.93
89	Sheffield Hallam University	6.80	0.03	6	37	40	17	0	2.32	15.78
90	University of Worcester	8.70	0.29	0	9	47	44	0	1.65	14.36
91	Teesside University	5.50	0.11	8	29	49	6	8	2.23	12.27
92	Birmingham City University	4.70	0.05	14	29	42	15	0	2.42	11.37
93	Roehampton University	4.80	0.34	0	39	45	16	0	2.23	10.70
94	University of Chester	6.00	0.11	3	3	42	52	0	1.57	9.42
95	London Metropolitan University	4.00	0.03	7	31	48	14	0	2.31	9.24
96	York St John University	6.50	0.31	0	8	40	30	22	1.34	8.71
97	University of East London	3.25	0.06	2	34	52	12	0	2.26	7.35
98	University of Cumbria	2.80	0.25	12	30	43	11	4	2.35	6.58
99	University of Sunderland	4.50	0.14	2	2	34	50	12	1.32	5.94
100	Buckinghamshire New University	2.33	0.09	8	33	53	6	0	2.43	5.66
101	University of South Wales	3.00	0.04	0	13	28	49	10	1.44	4.32